

Evaluate Your Current IOM Service


	Ask your current provider	The Procirca response
TECHNICAL	<ul style="list-style-type: none"> Does the neurotechnologist have appropriate experience and demonstrated competency for the surgical procedure being monitored? 	<ul style="list-style-type: none"> Procirca's neurotechnologists have a documented record of experience and competency for every procedure. Competency, experience, and certification documentation is available to the customer at any time.
PROFESSIONAL	<ul style="list-style-type: none"> Is professional oversight provided in REAL TIME for every procedure utilizing the IOM service, or does the interpreting physician simply produce a report days after the procedure? 	<ul style="list-style-type: none"> Procirca provides REAL TIME professional oversight on EVERY PROCEDURE, EVERY TIME, ALL THE TIME.
IT AND DATA	<ul style="list-style-type: none"> What happens to your patient's data when your current vendor completes a procedure? Does the patient's data leave with the vendor's laptop? 	<ul style="list-style-type: none"> Procirca guarantees that your patient's data never leaves your facility unprotected and accessible. Procirca works with your IT & security group to ensure security and HIPAA compliance are maintained with all internet connections and data storage.
QUALITY CONTROL	<ul style="list-style-type: none"> If you needed performance improvement and quality assurance data for a DOH or TJC visit, would your current vendor be able to provide accurate data in a timely fashion? 	<ul style="list-style-type: none"> Our quality assurance and performance improvement data is available to you at any time.
ADMINISTRATION	<ul style="list-style-type: none"> Is your hospital billing for the technical component of the IOM service provided, or is your current vendor "double-dipping?" 	<ul style="list-style-type: none"> Procirca will assist your personnel in generating accurate billing for the technical component of the IOM service.

Contact us:

Our experience and expertise result in peerless clinical practice and value. We are available to provide on-site support for clinical events.

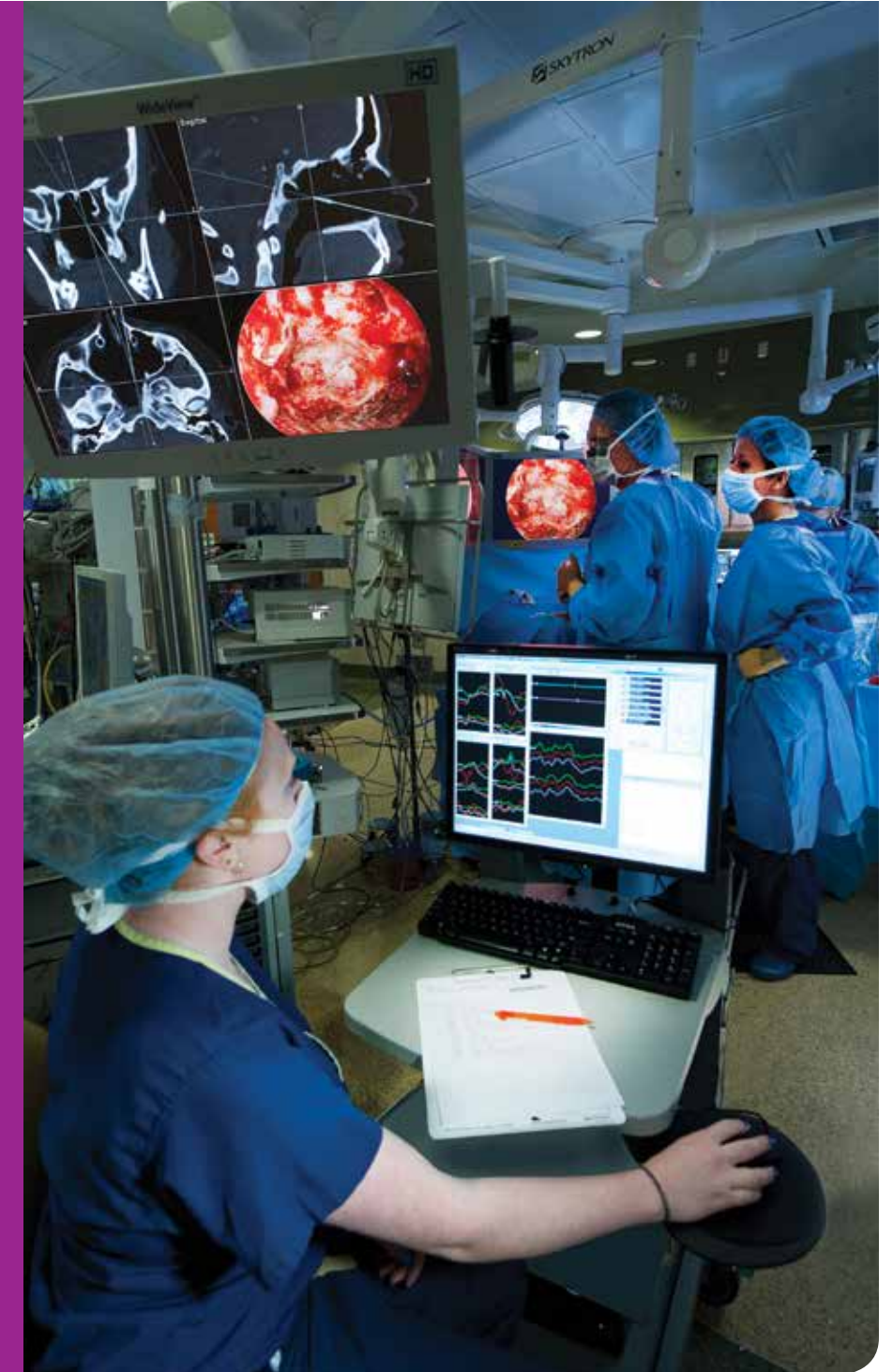
Procirca

Center for Clinical Neurophysiology
Office B328
200 Lothrop St.
Pittsburgh, PA 15213-2582
Phone: 412-647-3450
Fax: 412-647-7247
Email: info@procirca.com



The Center for Clinical Neurophysiology

Procirca's Center for Clinical Neurophysiology (CCN) provides Intraoperative Neuromonitoring (IOM) services across a wide range of modalities in a trustworthy and secure manner. Established in 1981, the CCN pioneered and perfected remote neuromonitoring. Since then, the CCN has grown to provide monitoring services for over 7,000 procedures annually.



Why Use IOM

IOM is proven to reduce the incidence of iatrogenic neurological injuries during surgical procedures that place the nervous system at risk. Consequently, IOM results in the following benefits:

- Improved patient care
- Improved surgical morbidity and mortality rates
- Reduced hospital length of stay
- Reduced overall costs

Administration

Our goal is to satisfy surgeons and patients through reliable and consistent care. At Procirca's CCN, reliability and consistency mean:

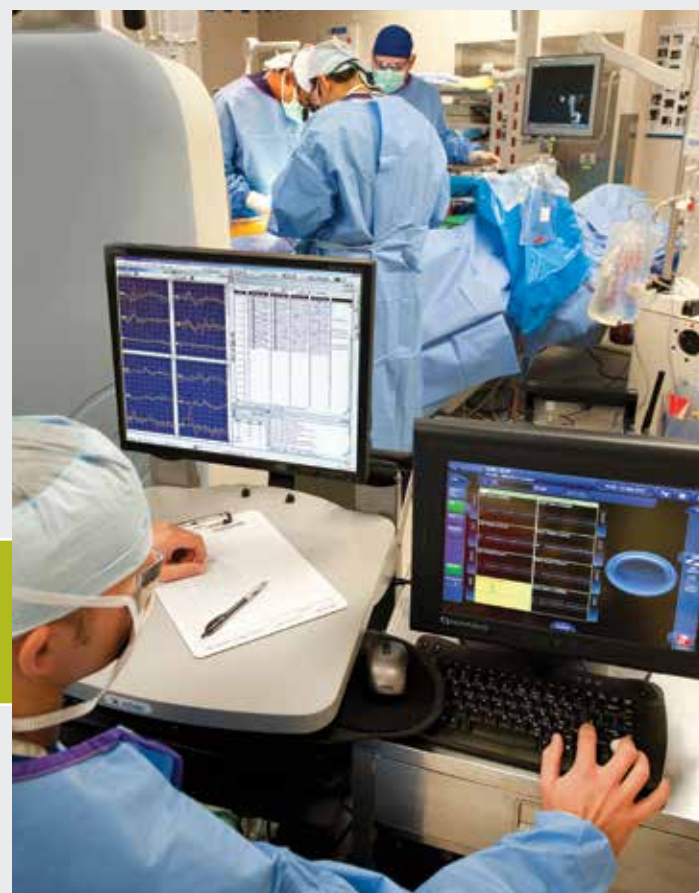
- Deliver reliable service for scheduled cases and be available for emergent coverage 24/7/365
- Partner with your team to ensure that IOM preferences and needs are met for each surgeon and each modality
- Staff an appropriately trained, experienced, certified neurotechnologist for each procedure
- Provide real-time oversight and interpretation of data by the CCN neurophysiologists every time, all the time
- Implement our standardized service delivery platform
- Utilize state-of-the-art equipment
- Continually assess for quality control and make readily available to the hospital
- Employ methodology consistent with best medical practice, applicable law, and current literature

IT Security and Data Management

CCN services take a multilayered approach to ensure high quality outcomes. The service begins with certified clinical neurotechnologists on site in the operating room. The neurotechnologists link to our neurophysiologists over a secure IT infrastructure. This model enables continuous real-time remote oversight and interpretation with bi-directional communication between the medical faculty and neurotechnologist.

The Procirca team provides:

- Centralized reporting for quality assurance
- Instant access to remote resources (data and graphics) for the surgeon and neurologist
- Organized reporting and data archiving to facilitate research and case review
- Distributed medical liability for monitoring-related issues
- Extensive IOM expertise across all IOM platforms and proprietary surgical instrumentation systems



Quality Control and Performance Improvement

Information security is a top priority for Procirca's CCN. Towards that end, we utilize:

- HIPPA-compliant protocols for monitoring-related data storage and transfer
- Secure, encrypted networks for all remote monitoring and communications
- Secure and managed databases for patients' IOM data that is accessible when you or the surgeon needs it
- Equipment management protocols to prevent unauthorized access to patient data
- 100 percent client access to all patient data

Professional Oversight

The Procirca CCN medical faculty is consistently on the forefront of developing new techniques and defining the standards of intraoperative neuromonitoring. Procirca's medical faculty is comprised of renowned neurologists and PhD neurophysiologists, including:

- Jeffrey R. Balzer, PhD, FASN, DABNM
- Donald Crammond, PhD, DABNM
- Parthasarathy D. Thirumala, MD

Our medical faculty has published numerous peer reviewed IOM studies in leading industry publications:

- *Clinical Neurology and Neurosurgery*
- *Journal of Neurosurgery*
- *Ear, Nose & Throat Journal*
- *Muscle & Nerve*
- *Journal of Clinical Neurophysiology*
- *Neurosurgery*
- *Spine*

Technical Expertise

Our expertise is attested to by our American Board of Registration of Electroencephalographic and Evoked Potential Technologists (ABRET) Interoperative Neuromonitoring (IONM) Lab Accreditation (abret.org). Procirca's CCN is one of only 20 centers nationally to earn this designation.

Our neurotechnologists receive nationally recognized credentialing through the ABRET. Our formalized neurotechnologist training goes far beyond the Certification in Neurophysiologic Interoperative Monitoring (CNIM) standard. Procirca neurotechnologists do not simply complete a standard training course; they must demonstrate experience-based competence in all relevant IOM modalities and procedures.

Procirca's unrivaled neurotechnologist training program guarantees adult and pediatric interoperative technical expertise in the following modalities and procedures:

- Somatosensory evoked potentials
- Motor evoked potentials
- Brainstem auditory evoked potentials
- Visual evoked potentials
- Dermatomal evoked potentials
- Electromyography
- Electroencephalography
- Awake craniotomy
- Micro-electrode recording
- Transcranial doppler
- IOM performed on proprietary surgical instrumentation systems

The Procirca CCN medical faculty is consistently on the forefront of developing new techniques and defining the standards of intraoperative neuromonitoring.